

tNS-200IN *NEW*

tNS-200IN-24V *NEW*

PoE injector (RoHS)



3

Unmanaged Ethernet Switches

tNS-200IN/tNS-200IN-24V							For tNS-200IN	
PoE + LAN	Wide Temperature	DIN-Rail Mount	CE	FCC	RoHS	WEEE	Input Voltage	Cost-effective

Features ▶▶▶

- Auto-detection of PD (powered devices)
- Over-temperature, over-current and over/under-voltage detection
- No user settings
- Power Sourcing Equipment (PSE) operation
- Supplies up to 15.4 W
- Tiny packaging fits on your DIN-Rail Mounting
- Cost-effective for tNS-200IN

Introduction

The tNS-200IN/tNS-200IN-24V Single Port PoE Injector supports PoE powered devices in industrial environments. The tNS-200IN/tNS-200IN-24V delivers both data and power over a single standard Ethernet cable to a PoE Powered Device designed to receive both Data and Power through its RJ-45 port connector.

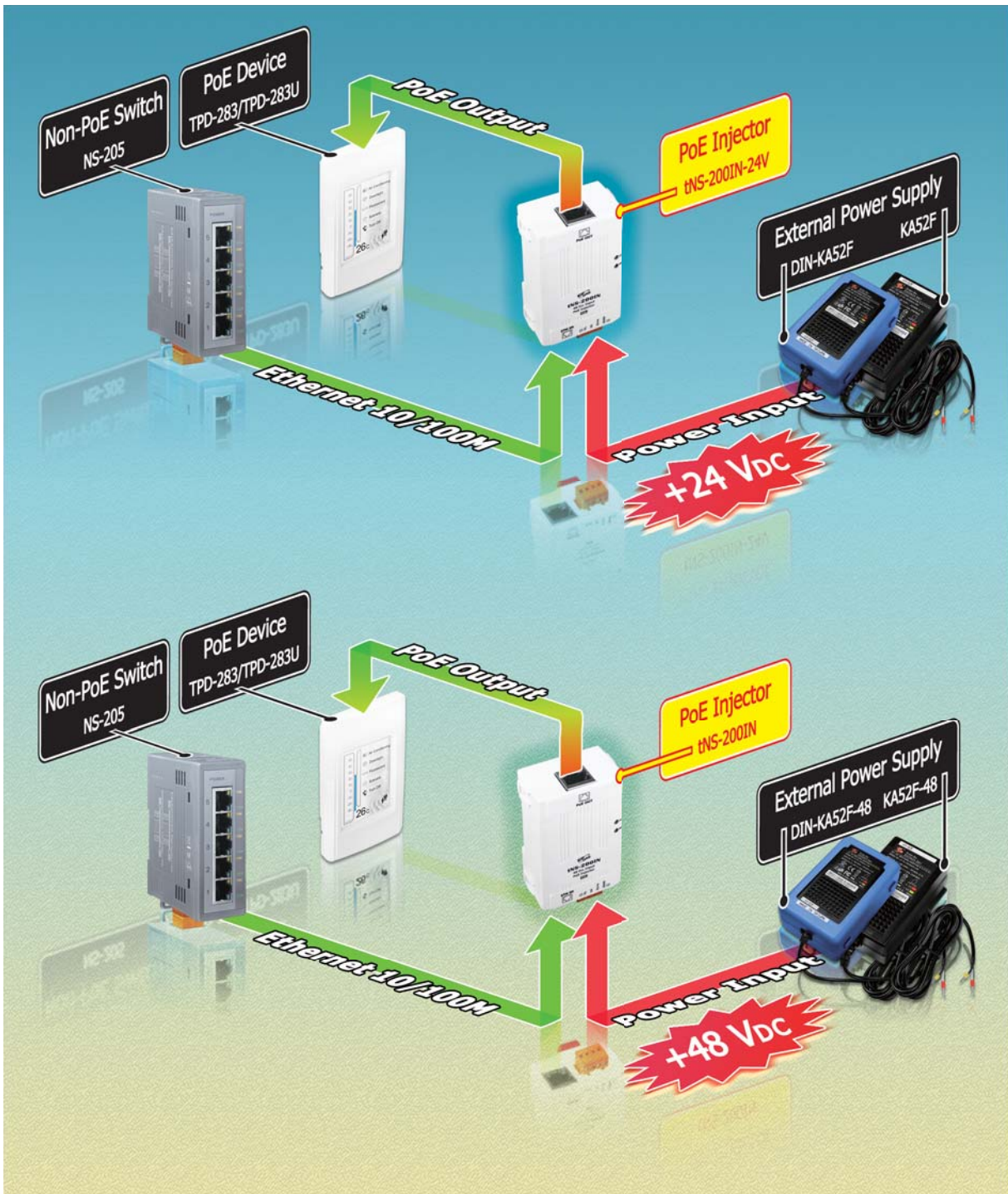
The tNS-200IN-24V is designed with +24 V_{DC} to +48 V_{DC} boost for PoE application where +48 V_{DC} power supply is not available.

Specifications


Models	tNS-200IN	tNS-200IN-24V
Interface		
RJ-45 Ports	1 for Ethernet in, 1 for PoE out	
LED Indicators	Power, Power Device is detected	
Power Input		
Input Voltage Range	+46 V _{DC} ~ +53 V _{DC}	+18 V _{DC} ~ +32 V _{DC}
Power Consumption	0.4 A @ 48 V _{DC} with PD full loading	0.9 A @ 24 V _{DC} with PD full loading
Protection	Power reverse polarity protection	
Frame Ground for EMS Protection	Yes	
Connector	4-Pin Removable Terminal Block	
PoE Technology		
PoE Compliance	100% IEEE 802.3af compliant	
PoE Classification	PSE (Power Sourcing Equipment)	
PoE Voltage	+48 V _{DC} depending on power input	
PoE Power	Up to 15.4 W	
PoE Operation	Automatic detection and power management	
PoE Pin Assignments	V+ (Pin 4, 5), V- (Pin 7, 8)	
PoE Disconnect Mode	DC disconnect	

Models	tNS-200IN	tNS-200IN-24V
Mechanical		
Casing	Plastic (Flammability UL 94V-0)	
Dimensions (W x L x H)	52 mm x 27 mm x 86 mm	
Installation	DIN-Rail Mounting	
Environmental		
Operating Temperature	-40 °C ~ +75 °C	
Storage Temperature	-40 °C ~ +85 °C	
Ambient Relative Humidity	10 ~ 90% RH, non-condensing	

Applications



Appearance



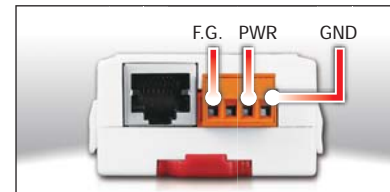
Pin Function for Terminal Block

External power supply is connected using the removable terminal block:

PWR: Power input and should be connected to the power supply (+)

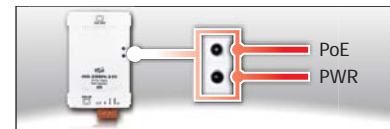
GND: Ground and should be connected to the power supply (-)

F.G.: F.G. stands for Frame Ground (protective ground). It is optional. If you use this pin, it can reduce EMI radiation; improve EMI performance and ESD protection.

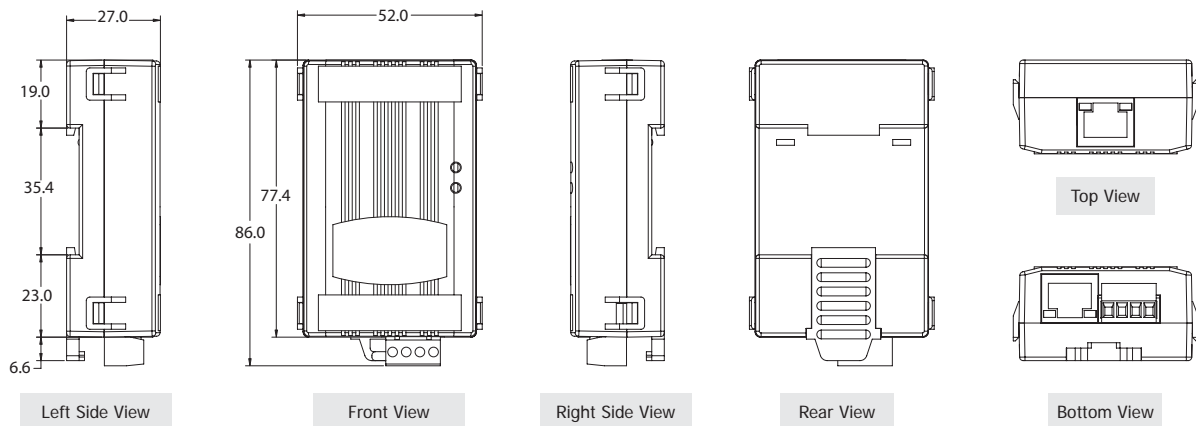


LED Indicator Functions

LED	Color	Description
PoE	Orange On	Power Device is detected
PWR	Red On	Power is On
	Red Off	Power is Off



Dimensions (Units: mm)



Ordering Information

tNS-200IN CR	PoE injector for 1 PoE port (uses spare pairs), +48 Vdc input (RoHS)
tNS-200IN-24V CR	PoE injector for 1 PoE port (uses unused pairs), +24 Vdc input (RoHS)

Accessories

MDR-60-48	48 V/1.25 A, 60 W Power Supply with DIN-Rail Mounting
DIN-KA52F-48	48 V/0.52 A, 25 W Power Supply with DIN-Rail Mounting
DIN-KA52F	24 V/1.04 A, 25 W Power Supply with DIN-Rail Mounting