


# NSM-200G-SFP *NEW*

1000Base-T to 1000Base-X SFP Media Converter

# NSM-200LX/NSM-200SX/NSM-200SX2 *NEW*

1000Base-T to 1000Base-LX/SX Fiber Media Converter



## Features ▶▶▶

- Provides 1 x 1000 Mbps fiber port with SC type connector for 1000 Base-SX/LX device
- Supports wide operating temperatures from -30 °C ~ +75 °C
- Transparent to jumbo packets up to 10 KB
- Provides Link Fault Pass-through (LFP)
- Supports redundant +12 V<sub>dc</sub> ~ +48 V<sub>dc</sub> power input

## Introduction

ICP DAS's line of feature rich 10/100/1000 SFP Media Converters transparently connects copper to SFP for multimode or single mode fiber. Our 10/100/1000 Ethernet to Fiber Converters provide an economical path to extend the distance of an existing network, the life of non-fiber based equipment, or the distance between two devices. The pluggable fiber optics port allows for flexible network configurations using SFP transceivers supplied by ICP DAS or other manufacturers of MSA (Multi-source Agreement) compliant SFPs.

Gigabit Media Converters are also available with support for LFP (Link Fault Pass-through) feature.

## Specifications

Models	NSM-200SX	NSM-200SX2	NSM-200LX	NSM-200G-SFP
Interface				
RJ-45 Port	10/100/1000 Base-T(X) auto negotiation speed and auto MDI/MDI-X connection			
Fiber Port	Multi-mode: Up to 2 Km; Single-mode: Up to 10 km			1000BaseSFP slot/100BaseSFP slot
LED Indicators	PWR1, PWR2, P-Fail, Link/Act, 100M, 1000M			
Optical Fiber	50/125 μm (Multi-mode)	50/125 μm (Multi-mode)	10/125 μm (Signal Mode)	--
Distance	0.55 km	2 km	10 km	--
Wavelength	850 nm	1310 nm	1310 nm	--
Min. TX Output	-9.5 dBm	-9 dBm	-9.4 dBm	--
Max. TX Output	-4 dBm	-1 dBm	-3 dBm	--
Max. RX Sensitivity	-17 dBm	-19 dBm	-20 dBm	--
Min. RX Overload	-3 dBm	-1 dBm	-3 dBm	--
Power				
Input Voltage Range	+12 V <sub>dc</sub> ~ +48 V <sub>dc</sub> (Non-isolated)			
Power Consumption	0.1 A @ 24 V <sub>dc</sub>			
Mechanical				
Dimensions (W x L x H)	34 mm x 111 mm x 121 mm			
Installation	DIN-Rail Mounting (optional wall mounting kits)			
Environmental				
Operating Temperature	-30 °C ~ +75 °C			
Storage Temperature	-40 °C ~ +85 °C			
Ambient Relative Humidity	10% ~ 90% RH, non-condensing			

## Applications

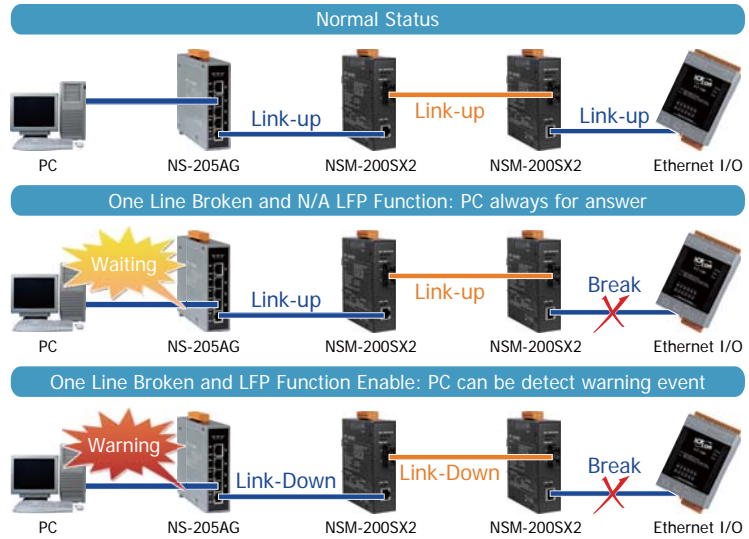
### LFP (Link Fault Pass-through) function

The LFP (link fault pass through) means the link fault on the one side (local side) media converter will be passed to the media converter on the other side (remote side).

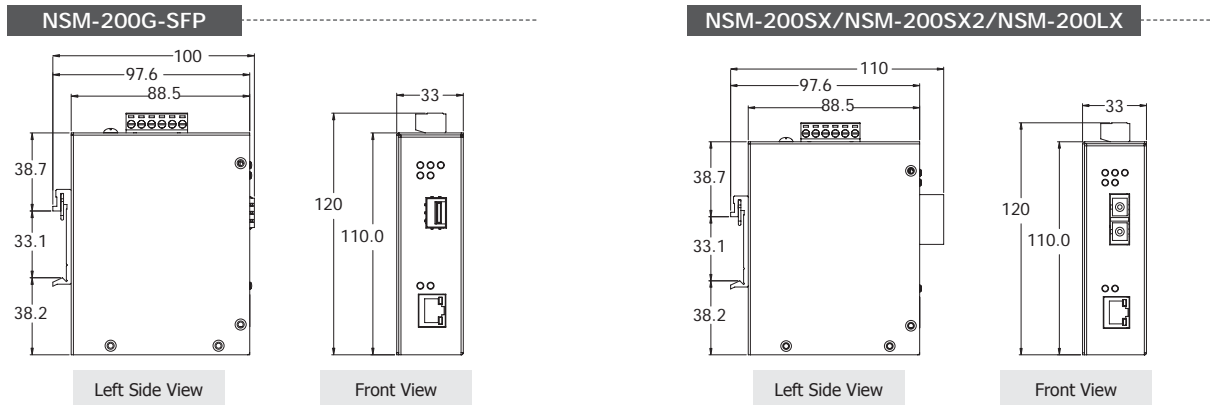
For example, the media converter on side A (local side) has the Ethernet link loss, the media converter will disconnect the link of transmit on fiber. The media converter on the side B (remote side) will know there is the linkage error and also disconnect it Ethernet link.

The LFP function can immediately alarm network administrators the problem of the link media and provide efficient solution to monitor the network, which can minimize the loss caused by the link problem.

ICP DAS's LFP fiber media converter has a DIP switch to enable or disable the LFP (link fault pass through) function.



## Dimensions (Units: mm)



## Ordering Information

NSM-200G-SFP CR	Industrial 1000 Base-T to 1000 Base-X Converter, SFP slot (RoHS)
NSM-200SX CR	Industrial 1000 Base-T to 1000 Base-SX Fiber Converter, Multi-mode 850 nm, 0.55 km, SC connector (RoHS)
NSM-200SX2 CR	Industrial 1000 Base-T to 1000 Base-SX Fiber Converter, Multi-mode 1310 nm, 2 km, SC connector (RoHS)
NSM-200LX CR	Industrial 1000 Base-T to 1000 Base-LX Fiber Converter, Single-mode 1310 nm, 10 km, SC connector (RoHS)

## Accessories

GPSU06U-6	24 V/0.25 A, 6 W Power Supply	
MDR-20-24	24 V/1 A, 24 W Single Output Industrial DIN Rail Power Supply	
SFP-1G85M-SX	Multi-mode 850 nm, 0.5 km SFP module	
SFP-1G13M-SX2	Multi-mode 1310 nm, 2 km SFP module	
SFP-1G13S-LX	Single-mode 1310 nm, 10 km SFP module	
SFP-1G13S-LX20	Single-mode 1310 nm, 20 km SFP module	
SFP-1G13S-LHX	Single-mode 1310 nm, 40 km SFP module	
SFP-1G15S-XD	Single-mode 1550 nm, 60 km SFP module	