

PISO-PS200

PCI Bus, High-speed 2-axis Motion Control Card with FRnet Master



3

PC-based Solutions

Introduction:

The **PISO-PS200** is a **2-axis** stepping/pulse-type servo motor control card that can be used on any IPC with a 5 V PCI bus, and is suitable for general-purpose motion control applications. This card equipped with one FRnet Master which allows the fast remote I/O of the IPC to be expanded easily. The two-wired FRnet interface allows a maximum 128 DI and 128 DO channels, which are automatically scanned within a period of **2.88 ms**.

In addition to its wide speed range, this intelligent motion controller also has a variety of motion control functions built in, such as **2-axis** linear interpolation, **2-axis** circular interpolation, T/S-curve acceleration/deceleration, numerous synchronous actions, automatic homing, and others. A major advantage is that the majority of the **PISO-PS200** motion control functions are performed by the high-performance motion ASIC with little load on the processor. The motion status, FRnet I/O, and the other I/O cards on the IPC can still be monitored while driving the motors.

As the low CPU loading requirements of the **PISO-PS200** is minimal, one or more motion cards can be used with a single IPC. ICP DAS also provides a variety of functions and examples that can be used to reduce the need for additional programming, making it a highly cost-effective solution for motion control application developers.

Software Support:

Windows Driver/DLL/Lib	Windows XP/2000
DOS Library	-
Labview Development Kit	-
Linux Library	-

Features:

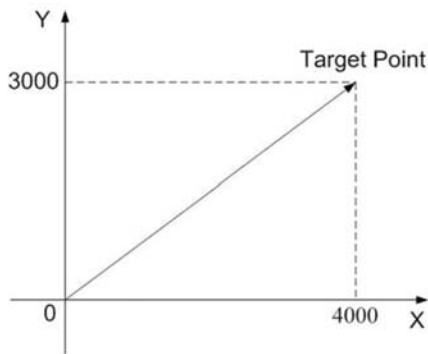
- Independent 2-axis motion control
- Support for hand wheel and jog functions
- 2-axis linear / 2-axis circular interpolation function
- Continuous interpolation function
- Programmable T/S-curve acceleration and deceleration
- A maximum of 4 Mpps pulse output rate for each axis
- Pulse output types: CW/CCW or PULSE/DIR
- 32-bit encoder counter for each axis
- Encoder pulse input types: A/B phase or Up/Down
- Programmable automatic homing for each axis
- Programmable software limits
- Expandable Remote I/O: 128 DI and 128 DO via a two-wire FRnet interface

Specifications:

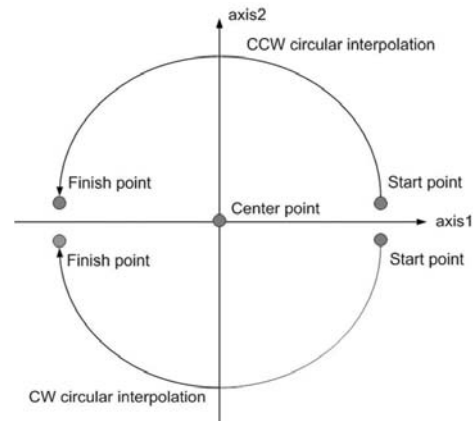
Number of Axes	2
Slot Interface	5 V PCI bus
Maximum Pulse Output Rate	4 MHz
Command Type	Pulse command
Resolution	32-bit
Pulse Output Mode	CW/CCW, PULSE/DIR
Operation Mode	Semi-closed Loop
Linear Interpolation	2 axes
Circular Interpolation	2 axes
Speed Curve Profile	T/S-curve
Motion Relative I/O	Home, LMT+/-, NHOME, EMG, INP, ALM, SVON
Synchronous Action	-
Ring Counter Mode	32-bit
Position Control Mode	Incremental mode
Position Compare Trigger	-
Encoder Interface	A/B pulse, Up/Down
Encoder Counter	32-bit
Encoder Rate	4 MHz
Digital Input Channels	Expandable: 128 DI
Digital Output Channels	Expandable: 128 DO
I/O Isolation (with DN-8237)	2500 Vrms optical isolation
Connector	37-pin D-sub
Power Consumption	+5 V @ 500 mA
Environmental	
Operating Temperature	-20 ~ +75°C
Storage Temperature	-30 ~ +85°C
Ambient Relative Humidity	5 ~ 90% RH, non-condensing

Features of Motion Function:

2-Axis Linear Interpolation

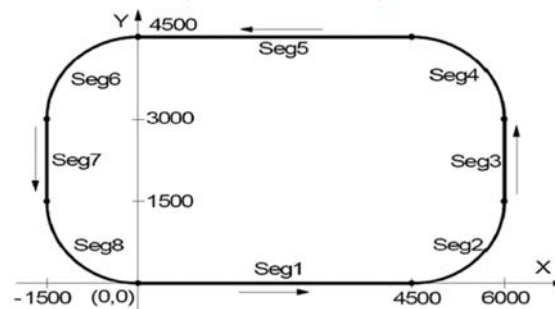


2-Axis Circular Interpolation

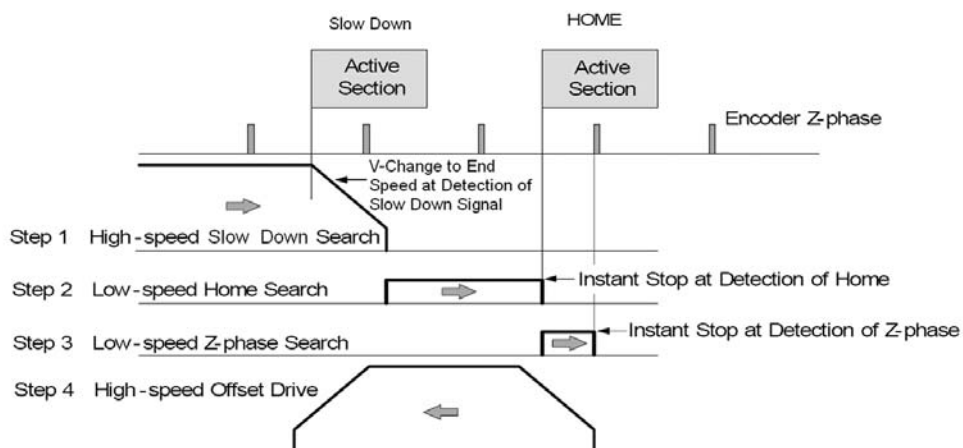


Continuous interpolation

8 Segments Continuous Interpolation Motion (Linear+ Circular)



4 Steps Automatic Home Searching



Ordering Information/Accessories:

Model No.	Description
PISO-PS200	PCI Bus, High-speed 2-axis Motion Control Card with FRnet Master
DN-8237UB	Photo-isolated Universal Snap-on Wiring Terminal Board
DN-8237GB	Photo-isolated General Purpose Wiring Terminal Board
DN-8237MB	Photo-isolated Snap-on Wiring Terminal Board for Mitsubishi MELSERVO-J2 Servo Amplifier
DN-8237PB	Photo-isolated Snap-on Wiring Terminal Board for Panasonic MINAS A4/A5 Servo Amplifier
DN-8237YB	Photo-isolated Snap-on Wiring Terminal Board for Yaskawa Sigma II/III/V Servo Amplifier
DN-8237DB	Photo-isolated Snap-on Wiring Terminal Board for Delta ASDA-A Servo Amplifier
CA-3715DM-H / CA-3730DM-H / CA-3750DM-H	37-pin D-Sub Male-Male Cable for Terminal Board (180°), Length 1.5 M / 3.0 M / 5.0 M.