

I-87018Z with DB-1820 Hardware User's Guide

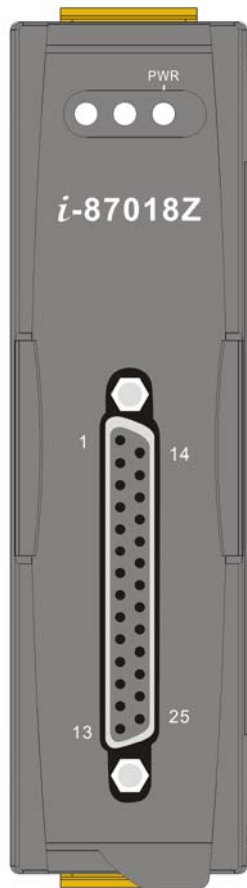
Ver. 1.1

Last Modified 05/07/2007

I-87018Z Specifications

Analog Input Module	
Input Channels	<i>10 differential</i>
Resolution	<i>16-bits</i>
Input Type	<i>±15mV, ±50mV, ±100mV, ±500mV, ±1V, ±2.5V ±20mA, 0~20mA, 4~20mA (Require External 125 Ohm Resistor) Thermocouple(J,K,T,E,R,S,B,N,C,L,M,LDIN43710)</i>
Sampling Rate	<i>10 samples/second total</i>
-3dB Bandwidth	<i>15.7Hz</i>
Accuracy	<i>±0.1% or better</i>
Common Mode Rejection	<i>150dB</i>
Normal Mode Rejection	<i>100dB</i>
Input Impedance	<i>20M Ohms</i>
Over voltage Protection	<i>240Vrms</i>
Open T/C Detection	<i>YES</i>
Individual Channel Configuration	<i>YES</i>
4KV ESD Protection	<i>Yes(Contact)</i>
Photo-Isolation	<i>3750Vrms</i>
Isolation Voltage	<i>3000VDC</i>
Power Consumption	<i>1.3W max.</i>

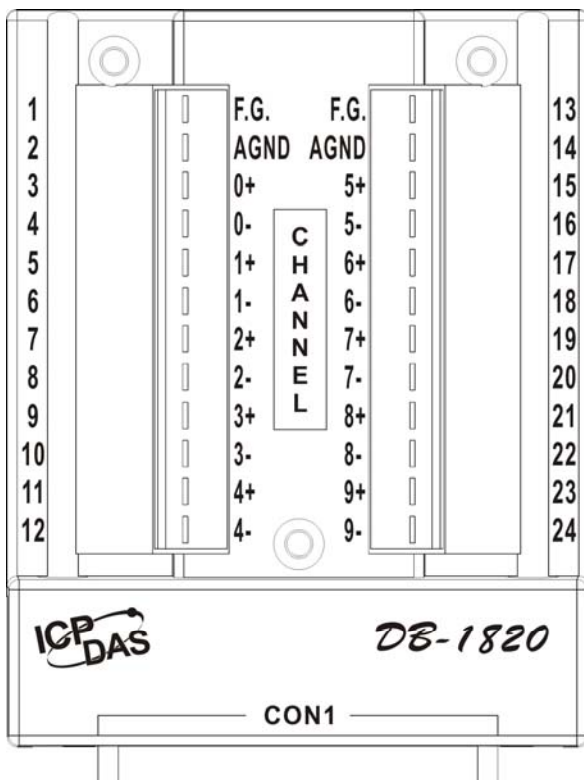
I-87018Z Pin Assignment



Pin Assignment Name	Terminal No.	Pin Assignment Name
+5V	01	
CJC	02	14 AGND
CH0-	03	15 CH0+
CH1-	04	16 CH1+
CH2-	05	17 CH2+
CH3-	06	18 CH3+
CH4-	07	19 CH4+
CH5-	08	20 CH5+
CH6-	09	21 CH6+
CH7-	10	22 CH7+
CH8-	11	23 CH8+
CH9-	12	24 CH9+
N.C.	13	25 N.C.
		Shield F.G.

25-pin Female D-Sub Connector

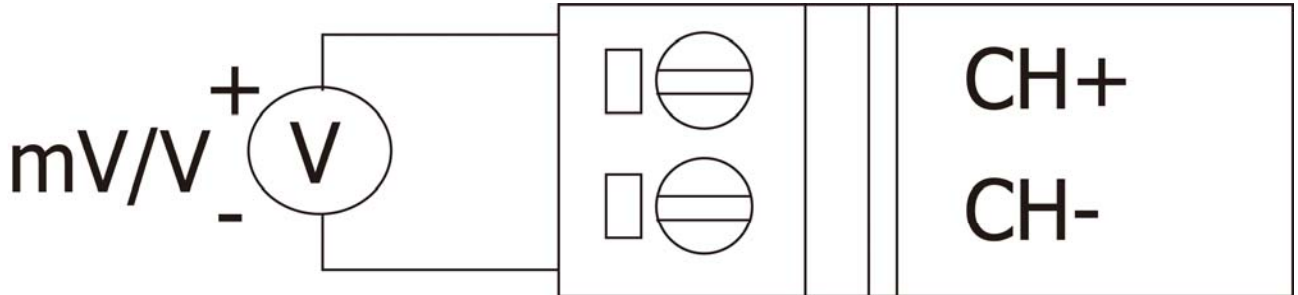
DB-1820 Pin Assignment



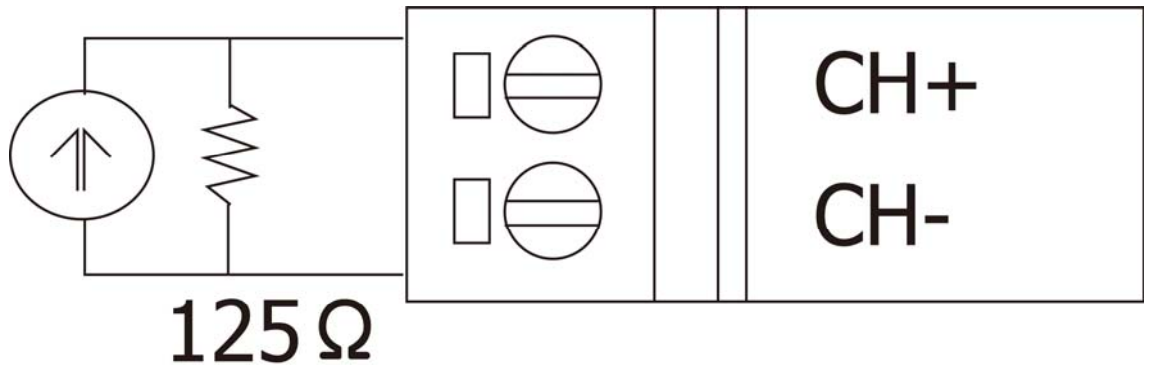
Terminal No.	Pin Assignment Name	Terminal No.	Pin Assignment Name
01	F.G.	13	F.G.
02	AGND	14	AGND
03	CH 0+	15	CH 5+
04	CH 0-	16	CH 5-
05	CH 1+	17	CH 6+
06	CH 1-	18	CH 6-
07	CH 2+	19	CH 7+
08	CH 2-	20	CH 7-
09	CH 3+	21	CH 8+
10	CH 3-	22	CH 8-
11	CH 4+	23	CH 9+
12	CH 4-	24	CH 9-

I-87018Z with DB-1820 Wire Connection

Voltage Input Wiring

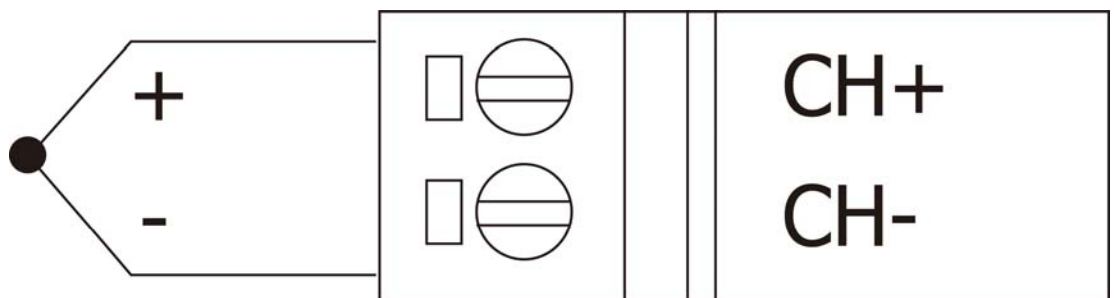


Current Input Wiring



Requires Optional External 125 Ohm Resistor

Thermocouple Input Wiring



I-87018Z Internal I/O Structure

