



## Intelligent 2-port PCI CAN Communication Card



*PISO-CM200U-D*



*PISO-CM200U-T*

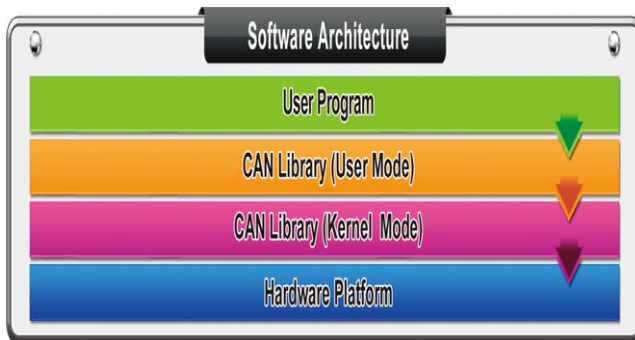
The PISO-CM200U represents a very powerful and economic solution of an active CAN board with two CAN channels, covering a wide range of CAN applications. The 32-bit on-board microcontroller allows, among many other features, the filtering, preprocessing, and storage (with timestamp) of CAN messages as well as the real-time transmission of CAN messages. Under the effect of the powerful microcontroller, this card can be made for two CAN controllers without losing data, even in systems with a high bus load. In addition, users can develop their own CAN application on PC side by using the PISO-CM200U library. When the PISO-CM200U is active, the data exchange between users' application and CAN Bus firmware is performed via the memory mapping method of the PISO-CM200U.

### Features

- Embedded 32-bit microprocessor
- NXP 82C250 CAN transceiver
- Fully compatible with ISO 11898-2 standard
- Supports both CAN 2.0A and CAN 2.0B specifications
- Storage Timestamp with a precision of at least  $\pm 1$  ms
- DIP switch to select board number
- Dual port RAM communication mechanism
- Embedded RTC (real time clock)

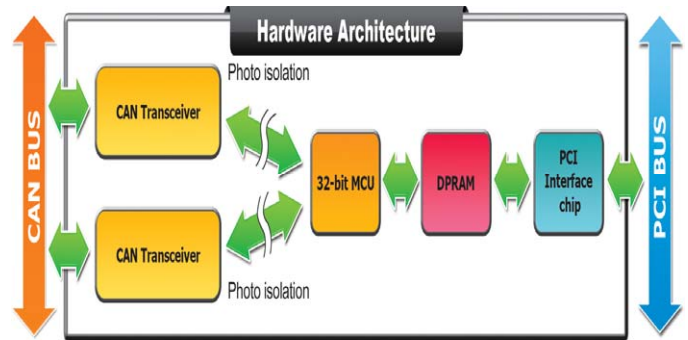
- Allows a maximum of 5 sets of cyclic transmission messages
- Cyclic transmission message precision:  $\pm 1$  ms
- Easy to update firmware

### Software Architecture

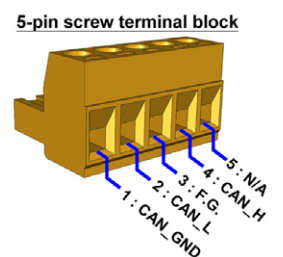
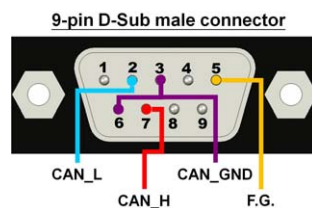


- Drivers provided for Windows XP/7/8.1/10
- Demos and libraries provided for C#.Net, VB.Net and VC++.Net
- Transmission/reception buffer for up to 256 CAN messages
- Cyclic transmission precision is  $\pm 1$  ms

### Hardware Architecture



### Pin Assignments

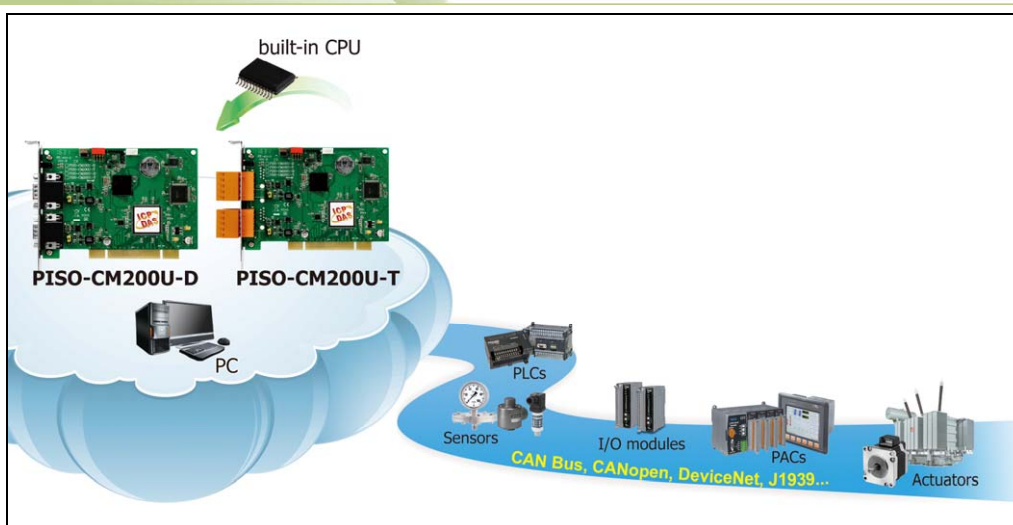




## Hardware Specifications

Model Name	PISO-CM200U-D	PISO-CM200U-T
<b>Hardware</b>		
CPU	32-bit MCU	
DPRAM	16 KB	
RTC (Real Time Clock)	Yes	
<b>Bus Interface</b>		
Type	Universal PCI, 5 V, 33 MHz, 32-bit, plug and play	
Board No.	Configurable via DIP switch	
<b>CAN Interface</b>		
Controller	BOSCH C_CAN	
Transceiver	NXP 82C250	
Channel number	2	
Connector	9-pin Male D-Sub	5-pin screw terminal block
Baud Rate (bps)	10 k, 20 k, 50 k, 125 k, 250 k, 500 k, 800 k, 1 M (allow user-defined baud rate)	
Isolation	3000 VDC for DC-to-DC, 3000 Vrms for photo-couple	
Terminator Resistor	Jumper for 120 Ω terminator resistor	
<b>LED Indicators/Display</b>		
System LED Indicators	Yes, two (round) as Communication Indicators, Rx/Tx, ERR	
<b>Software</b>		
Driver	Windows XP/7/8.1/10	
Library/Demo Languages	C#.Net, VB.Net, VC++.Net	
<b>Power</b>		
Power Consumption	800 mA @ 5 V	
<b>Mechanism</b>		
Dimensions (L x W x D)	150 mm x 121 mm x 22 mm	
<b>Environment</b>		
Operating Temperature	0 ~ 60 °C	
Storage Temperature	-20 ~ 70 °C	
Humidity	5 ~ 85% RH, non-condensing	

## Applications



## Ordering Information

<b>PISO-CM200U-D</b>	Intelligent CAN interface with two Isolated Protection CAN Communication Port and 9-Pin D-sub Connector for universal PCI bus systems
<b>PISO-CM200U-T</b>	Intelligent CAN interface with two Isolated Protection CAN Communication Port and 5-Pin Screw Terminal Connector for universal PCI bus systems