



tM Series

Tiny RS-485 I/O Modules

Features



- Cost-effective Remote I/O Modules
- Supports Modbus RTU and DCON Protocols
- Photocoupler Isolation
- Isolated Digital Input and Output
- RS-485 Bus Supports Baud Rate up to 115200 bps
- All DI Channels Can Be Used As 16-bit Counters
- Dual-watchdog with Power-on and Safe Value
- Terminal Block Connector for Easy Wiring
- Tiny Form-factor and Low Power Consumption
- Wide Operating Temperature Range: -25 ~ +75°C
- RoHS Compliant and Halogen Free
- Made from Fire-retardant Materials (UL94-V0 Level)
- Easy DIN-Rail Mounting



System Specifications

Model Name	tM-AD5	tM-AD5C	tM-AD8	tM-AD8C	tM-TH8	tM-P8	tM-C8	tM-P4A4	tM-P4C4	tM-P3R3	tM-R5
	tM-AD4P2C2			tM-DA1P1R1							
Communication											
Interface	RS-485										
Format	(N, 8, 1), (N, 8, 2), (O, 8, 1), (E, 8, 1)										
Baud Rate	1200 ~ 115200 bps										
Protocol	DCON, Modbus RTU, Modbus ASCII										
Dual Watchdog	Yes, Module (2.3 seconds), Communication (Programmable)										
LED Indicators											
Power	1 LED as Power Indicator										
Isolation											
Intra-module Isolation, Field-to-Logic	2500 Vdc					3750 Vdc					
EMS Protection											
ESD (IEC 61000-4-2)	±4 kV Contact for Each Terminal										
	±8 kV Air for Random Point										
EFT (IEC 61000-4-4)	±2 kV for Power										
Power Requirements											
Reverse Polarity Protection	Yes										
Powered from Terminal Block	Yes, 10 ~ 30 Vdc										
Consumption	0.6 W		1.2 W			0.5 W Max.					
Mechanical											
Dimensions (W x L x H)	52 mm x 98 mm x 27 mm										
Installation	DIN-Rail Mounting										
Environment											
Operating Temperature	-25 ~ +75°C										
Storage Temperature	-30 ~ +75°C										
Humidity	10 ~ 95% RH, Non-condensing										



I/O Specifications






Multi-function Module			
Model Name	tM-AD4P2C2		tM-DA1P1R1
Pictures	 Available soon		 Available soon
Analog Input			
Channels	2	2	
Wiring	Differential		
Input Range	+/- 500 mV, +/- 1 V, +/- 2.5 V, +/- 5 V, +/- 10 V	+/- 20 mA, 0 ~ 20 mA, 4 ~ 20 mA	
Resolution	14/12		
Accuracy	Normal mode	0.1%	
	Fast mode	0.5%	
Sampling Rate	Normal mode	10 Hz total	
	Fast mode	200 Hz total	
Input Impedance	10 MΩ		
Overvoltage Protection	120 Vdc		
Analog Output			
Channels			4
Wiring			Bipolar/Unipolar
Range			0 ~ 10 V, 0 ~ 20 mA, 4 ~ 20 mA
Resolution			14-bit
Accuracy			0.1%
DA Output Response Time			10 ms
Open Wire Detection (for current only)			-
Channel to Channel Isolation			-
Power-on Value			Yes
Safe Value			Yes
Digital Input/Counter			
Input Channels	2		1
Contact	Wet Contact		
Sink/Source (NPN/PNP)	Source		Sink/Source
On Voltage Level	+3.5 Vdc ~ 50 Vdc		
Off Voltage Level	+1 Vdc Max.		
Input Impedance	10 KΩ, 0.66 W		
Counters	Channels	4	
	Max. Count	65535 (16-bit)	
	Max. Input Frequency	100 Hz	
	Min. Pulse Width	5 ms	
Overvoltage Protection	70 Vdc		
Digital Output			
Output Channels	2		
Type	Isolated Open Emitter		
Sink/Source (NPN/PNP)	Sink		
Max. Load Current	700 mA/channel		
Load Voltage	3.5 Vdc ~ 50 Vdc		
Overvoltage Protection	60 Vdc		
Overload Protection	Yes, 1.4 A		
Short Circuit Protection	Yes		
Power-on Value	Yes, Programmable		
Safe Value	Yes, Programmable		





2

3

RS-485 Remote I/O Modules

Multi-function Module		
Model Name	tM-AD4P2C2	tM-DA1P1R1
Pictures	Available soon 	Available soon 
Relay Output		
Output Channels		1
Type		Power Relay, Form A (SPST N.O.)
Operating Voltage Range		250 VAC or 30 VDC
Max. Load Current		16 A
Surge Strength		2500 VDC
Operate Time		15 ms
Release Time		5 ms
Electrical Endurance		10 ⁷ ops.
Mechanical Endurance		5 × 10 ⁴ ops.
Power-on Value		Yes, Programmable
Safe Value		Yes, Programmable



Analog Input Module					
Model Name	tM-AD5	tM-AD5C	tM-AD8	tM-AD8C	tM-TH8
Pictures	NEW 	NEW 	NEW 	NEW 	Available soon 
Analog Input					
Channels	5		8		8
Wiring	Differential		Single-ended		Single-ended
Input Range	+/- 1 V, +/- 2.5 V, +/- 5 V, +/- 10 V	+/- 20 mA, 0 ~ 20 mA, 4 ~ 20 mA	0 ~ 500 mV, 0 ~ 1 V, 0 ~ 2.5 V, 0 ~ 5 V, 0 ~ 10 V	0 ~ 20 mA, 4 ~ 20 mA	-
Thermistor Type	-				Precon ST-A3, Fenwell U, YSI L100, YSI L300, YSI L1000, YSI B2252, YSI B3000, YSI B5000, YSI B6000, YSI B10000, YSI H10000, YSI H30000, User-defined
Resolution	14/12				16
Accuracy	Normal mode	0.1%		0.5%	
	Fast mode	0.5%		-	
Sampling Rate	Normal mode	10 Hz total		8 Hz total	
	Fast mode	200 Hz total		-	
Input Impedance	10 MΩ	125 Ω	20 MΩ	125 Ω	-
Overvoltage Protection	120 VDC				8
Open Wire Detection	-	Yes	-	Yes	Yes
Dual Watchdog	Yes				

Digital Input/Output Module				
Model Name	tM-P4A4	tM-P4C4	tM-C8	tM-P8
Pictures	NEW 	NEW 	NEW 	NEW 
Digital Input/Counter				
Input Channels	4			8
Contact	Wet Contact	Wet Contact		Wet Contact
Sink/Source (NPN/PNP)	Sink	Source		Sink/Source
On Voltage Level	+3.5 Vdc ~ 50 Vdc			+3.5 Vdc ~ 50 Vdc
Off Voltage Level	+1 Vdc Max.			+1 Vdc Max.
Input Impedance	10 K Ω , 0.66 W			10 K Ω , 0.66 W
★ Counters	Channels	4		8
	Max. Count	65535 (16-bit)		65535 (16-bit)
	Max. Input Frequency	100 Hz		100 Hz
	Min. Pulse Width	5 ms		5 ms
Overvoltage Protection	70 Vdc			70 Vdc
Digital Output				
Output Channels	4		8	
Type	Isolated Open Emitter	Isolated Open Collector		
Sink/Source (NPN/PNP)	Source	Sink		
Max. Load Current	700 mA/channel			
Load Voltage	+10 Vdc ~ +40 Vdc	3.5 Vdc ~ 50 Vdc		
Overvoltage Protection	47 Vdc	60 Vdc		
Overload Protection	Yes, 1.4 A			
Short Circuit Protection	Yes			
★ Power-on Value	Yes, Programmable			
★ Safe Value	Yes, Programmable			

2

3





RS-485 Remote I/O Modules

Relay Output Module		
Model Name	tM-P3R3	tM-R5
Pictures	 NEW	 NEW
Digital Input/Counter		
Input Channels	3	
Contact	Wet Contact	
Sink/Source (NPN/PNP)	Sink/Source	
On Voltage Level	+3.5 VDC ~ 50 VDC	
Off Voltage Level	+1 VDC Max.	
Input Impedance	10 KΩ, 0.66 W	
Counters	Channels	3
	Max. Count	65535 (16-bit)
	Max. Input Frequency	100 Hz
	Min. Pulse Width	5 ms
Overvoltage Protection	70 VDC	
Relay Output		
Output Channels	3	5
Type	Power Relay, Form A (SPST N.O.)	
Operating Voltage Range	250 VAC or 30 VDC	
Max. Load Current	5 A	
Operate Time	6 ms	
Release Time	3 ms	
Electrical Life (Resistive load)	VDE	5 A @250 VAC 30,000 ops (10 ops/minute) at 75°C
		5 A @30 VDC 70,000 ops (10 ops/minute) at 75°C
	UL	5 A @250 VAC/30 VDC 6,000 ops
		3 A @250 VAC/30 VDC 100,000 ops
Mechanical Life	20,000,000 ops at no load (300 ops/minute)	
Power-on Value	Yes, Programmable	
Safe Value	Yes, Programmable	

Ordering Information

tM-AD4P2C2 CR	4-channel Isolation Analog Input, 2-channel Isolation Digital Input and 2-channel Isolation Digital Output Module (RoHS)
tM-AD5 CR	5-channel Isolation Analog Input Module with High Voltage Protection (RoHS)
tM-AD5C CR	5-channel Isolation Current Input Module (RoHS)
tM-AD8 CR	8-channel Isolation Analog Input Module with High Voltage Protection (RoHS)
tM-AD8C CR	8-channel Isolation Current Input Module (RoHS)
tM-DA1P1R1 CR	1-channel Isolation Analog Output, 2-channel Isolation Digital Input and 2-channel Relay Output Module (RoHS)
tM-TH8 CR	8-channel Isolation Thermistor Input Module with High Voltage Protection (RoHS)
tM-P8 CR	8-channel Isolation Digital Input Module (RoHS)
tM-C8 CR	8-channel Isolation Digital Output Module (RoHS)
tM-P4C4 CR	4-channel Isolation Digital Input and 4-channel Isolation Digital Output Module (RoHS)
tM-P4A4 CR	4-channel Isolation Digital Input and 4-channel Source-type Isolated Digital Output Module (RoHS)
tM-P3R3 CR	3-channel Isolation Digital Input and 3-channel Relay Output Module (RoHS)
tM-R5 CR	5-channel Relay Output Module (RoHS)

Related Products

	tM-7561 CR	Isolated USB to RS-485 Converter (RoHS)		tM-7510U CR	Isolated RS-485 Repeater (RoHS)
	tM-7520U CR	Isolated RS-232 to RS-485 Converter (RoHS)		MDR-20-24 CR	24W Single Output Industrial DIN Rail Power Supply (RoHS)